

PALM SUNDAY

Leader Guide

Holy Moly:
A Journey to
Easter

Week 1

Jesus needs us—ready or not.
Hosanna!

KEY VERSE

Then those who went ahead and those who followed were shouting, “Hosanna! Blessed is the one who comes in the name of the Lord!”

Mark 11:9

STORY AT A GLANCE


Jesus

- Enters holy city of Jerusalem in triumph for the Passover festival.
- Roman and Jewish leaders can't ignore him after this show of popularity.
- Says that “the stones would shout out” if the Pharisees silenced the crowds (Luke 19:40).



The Donkey

- Symbol that Jesus comes in peace. A conqueror would ride a horse.
- Fulfills prophecy that Jerusalem would rejoice when a humble king came riding on a donkey (Zechariah 9:9).
- Also called a *colt*, another name for a young, male donkey.
- Never been ridden before.
- Jesus knows exactly where the disciples can find it for him.




The Crowds

- Greet Jesus like a king, praising him for his miracles.
- Quote the words of a psalm to welcome Jesus (Psalm 118:26).
- Echo words the angels said to the shepherds on the night Jesus was born (Luke 2:14; 19:38).



Coats and Palm Branches

- Crowds cut leafy branches from their fields and put them in front of Jesus' donkey.
- Cloaks on a path were a sign of honor for a new king (2 Kings 9:13).



Supplies:



Video



Story
Presentation
and Script



Reproducibles



Scissors



Crayons
and
Markers



Clear
Tape



Chenille
Craft Stems

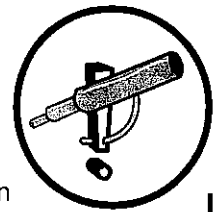


Optional: Stickers,
Green Construction
Paper, Yarn, Other
Decorations.

1

(10-15 min.)

DISCOVER



Get Ready

When Jesus and his disciples arrive in Jerusalem to celebrate Passover, huge crowds of people gather to greet them. As Jesus rides through the crowds on a donkey, it's like a big parade! Read the following items one at a time. If kids have seen the item in a parade, they raise their hands in the air. If they haven't seen it, they sit on their hands.

- Musical instruments
- Palm branches
- Colt (or donkey)
- Fire truck
- Float
- Zebra
- Candy
- Balloons

After the last item, ask these questions:

- What kinds of parades have you seen?
- Have you ever been in a parade? What was it like?
- How do you get ready for a parade?

Introduce the Video

- Jesus travels into the city of Jerusalem on Palm Sunday.
- His disciples help him get ready by bringing a donkey that has never been ridden.
- People along the way wave and cheer, "Hosanna," which means "Hooray! Praise God! Our Savior has come!"
- They spread big, leafy branches and coats on the path to prepare for Jesus.
- They are surprised their new leader is riding a donkey.

Play the Palm Sunday Video

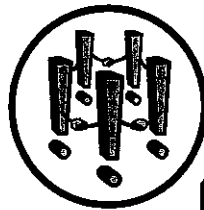


Watch for when color appears in the video. Who is black and white? Who is colored in? Pay attention to when this changes!

If time permits, watch it again!

(5-10 min.)

RELATE




Talk about the Palm Sunday Video

Ask kids these questions about the video, making sure both younger and older kids have a chance to answer.

- How did the disciples help Jesus get ready to go to Jerusalem?
- Why do you think the people raised their arms and cheered when Jesus went by?
- I wonder how the colt felt as it rode with Jesus through the crowd outside Jerusalem.
- When have you had to get ready for something hard or scary? What did you have to do?
- Where did you see color in the video? How was God at work in those moments?

(5-10 min.)

CONNECT



Hear the Story

Project the Palm Sunday Story Presentation on a screen so everyone can see. Read the story from the Palm Sunday Story Script while kids view the images, then ask these questions.


This story is about a parade.

- What did people do and say when Jesus passed by on the donkey?
- What do you do and say during a parade?
- What would you do and say if Jesus passed by?

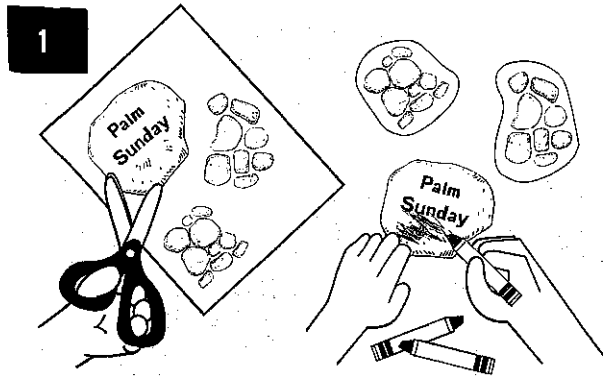
The people in the crowd were shouting, "Hosanna!"

- What does "hosanna" mean?
- Why were people cheering for Jesus?
- Does Jesus look happy? Why or why not?


CREATE




EXPLORE THE STORY: Kids work together to color and create a Journey to Easter wall to use for retelling today's story.



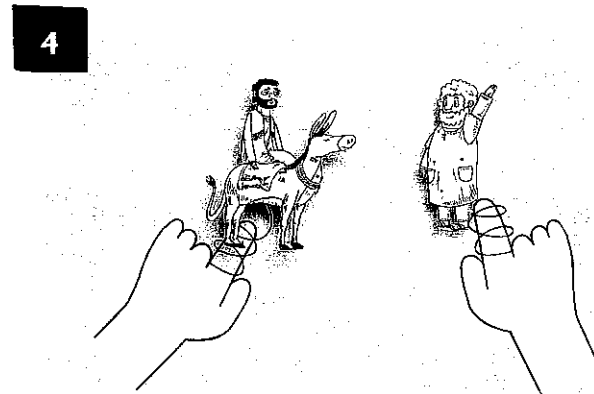
1 Cut out and color 2 sets of small stones and the large Palm Sunday stone.




2 Create the first section of your a Journey to Easter wall. Tape the first set of stones, the Palm Sunday stone, and the second set of stones to the wall at kid height.



3 Cut out and color the characters and decorate the palm branches and coats with art supplies.



4 Invite kids to wrap a chenille stem around their pointer finger and tape the top of the stem to the back of a character and a palm branch. Use the finger puppets to retell the story.



5 Tape characters with chenille stem springs on and around the Palm Sunday path.

Holy Moly!

As kids create and color the path, ask them these questions.

- When have you waved real palm branches?
- How do you celebrate when something exciting happens?
- If we had a parade to celebrate Jesus, who would be there? What floats would be in it? What cheers would people say?
- How can we be ready to help Jesus on Palm Sunday?
- I wonder how we can help Jesus every day.

ACTIVITY TIPS

Fewer kids?

Use a smaller number of characters and palm branches.

Less time?

Cut out the reproducibles in advance.

More kids?

Create two or more sets of reproducibles.

More time?

Create additional palm branches out of green construction paper to add to the Journey to Easter wall.

CLOSING PRAYER

Dear God,

We are ready to help Jesus with what is coming down the road. We are ready to share your love with our friends and families. We are ready to cheer for Jesus every day. Hosanna!

Amen!

holY
MOjY

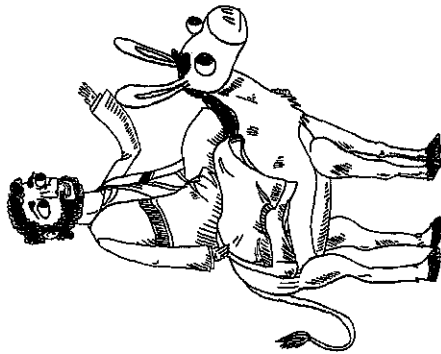
A JOURNEY
TO EASTER



Palm Sunday

Mark 11:1-11; Luke 19:28-40


Your child saw, heard, and told the story of Palm Sunday today! Be sure to ask them about the characters in the video, the narrator during the story presentation, and the friends they made working with kids of all ages to create a Journey to Easter display. This Family Page is for you to continue the conversation at home!



Hosanna! The people shouted and cheered as Jesus rode a humble donkey into Jerusalem during the festival of Passover. They waved palms to celebrate his arrival and laid their cloaks on the ground to welcome him. This event is what we celebrate today on Palm Sunday.

Take a Look


Here are some of the people and things in today's story. What can your child tell you about them?



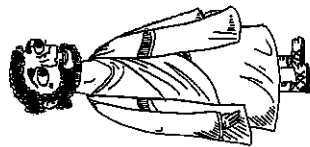
The **donkey** was a symbol that Jesus came in peace. A conqueror would have ridden a horse into Jerusalem.

Crowds

greeted Jesus like a king, praising him for his miracles and quoting the words of a psalm to welcome him (Psalm 118:26).



Jesus entered the holy city of Jerusalem in triumph for the festival of Passover. Roman and Jewish leaders noticed his popularity, and were concerned.



About the Video

At Jesus' request, the disciples brought him a humble donkey to ride into Jerusalem. The people waved palm branches, made a path of clothing and branches for Jesus, and exclaimed, "Hosanna!" as they welcomed the man they believed would be their new king. But in the end, the cries of the people changed quickly.

- Why did Jesus choose to ride a donkey?
- How do you think it would have felt to be in the crowd that day?
- How do you celebrate Palm Sunday at your church?

Try This!

On a large piece of paper or a flattened paper grocery bag, draw the outline of a donkey. Sketch or print out little Jesus figures. Using a blindfold and tape, play "Pin Jesus on the Donkey" together.

Prayer

Dear God, we are ready to share your love with our friends and family. We are ready to cheer for Jesus every day. Hosanna to Jesus! Amen!




Palm Sunday Reproducibles

A JOURNEY
TO EASTER




holy MOly Palm Sunday Reproducibles

A JOURNEY
TO EASTER



holy MOJY Palm Sunday Reproducibles

A JOURNEY
TO EASTER



holy MOJY Palm Sunday Reproducibles

A JOURNEY
TO EASTER

